


# NURSERY SAFETY

Designing your baby's nursery can be a fun and exciting experience. Keep your child's safety in mind as you assemble the room.

## THE CRIB

- ✓ Check that your crib meets safety standards and hasn't been recalled. Don't use cribs manufactured before 2011 or those with drop sides.\*

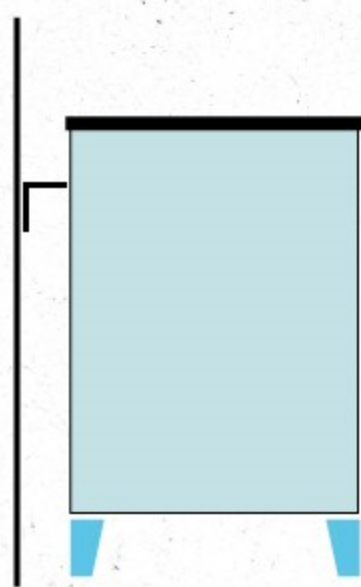
- ✓ For the first six months, experts recommend that babies sleep in a bassinet or crib in their parents' room.\*\*



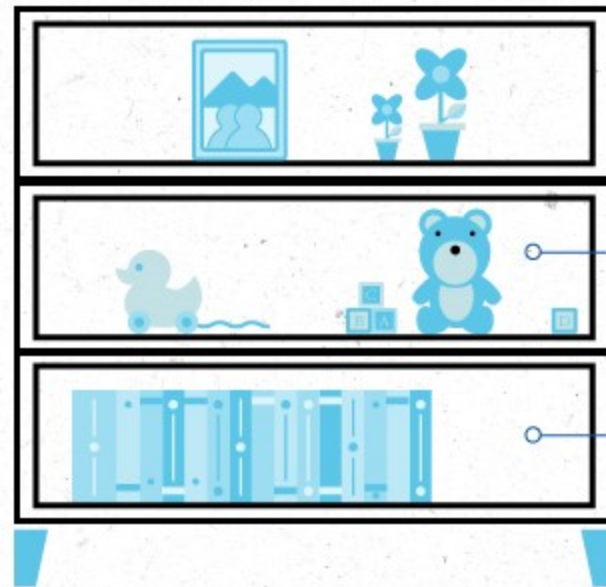
- ✓ Ensure that your crib slats are no more than 2 3/8 inches apart.
- ✓ Regularly check your crib for loose or broken screws, bolts and mattress supports.
- ✓ Use a designated crib mattress with a tight, fitted sheet.

## NURSERY SAFETY PREPARATION

### FURNITURE: PREVENT TIP OVERS



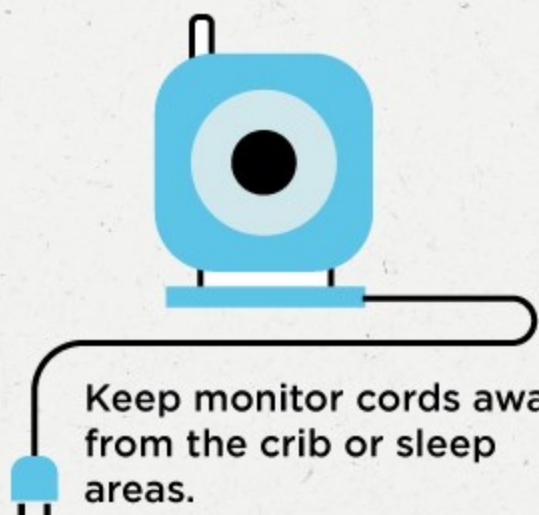
Attach furniture to the wall using anti-tip devices.



Keep appropriate toys on lower shelves, within your child's reach.

Store heavier items on the bottom shelf.

### CORDS: PREVENT STRANGULATION



Keep monitor cords away from the crib or sleep areas.




Don't hang anything on or above your baby's crib with a string or cord once your baby is "sitting up".



Use cordless blinds or cord shorteners to keep cords SAFELY away from the crib.

### SMALL TOYS: PREVENT CHOKING



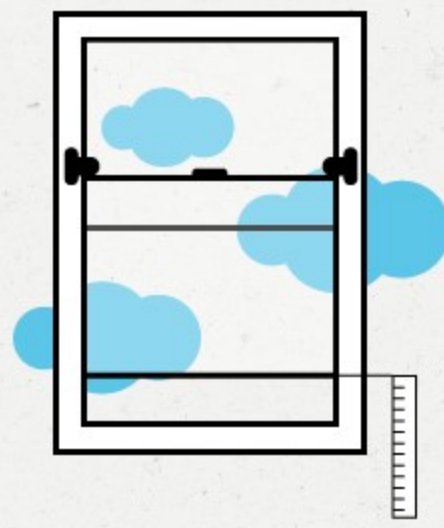
Keep toys and objects with small parts out of reach.

Small toys can be a choking hazard. Make sure that all of your baby's toys are age-appropriate.



### WINDOWS: PREVENT FALLS

To prevent your baby from falling, position their crib away from any windows.

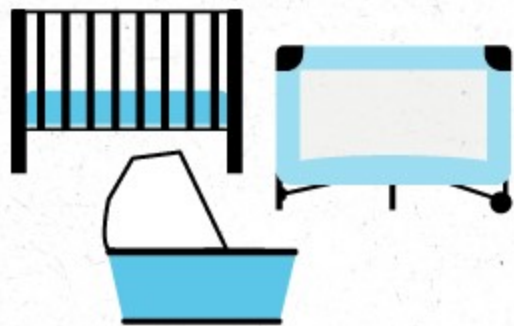


Install window stops to prevent windows from opening more than 4 inches.

## THE ABCs OF SLEEP SAFETY

### A = ALONE

Babies should sleep alone in their own space, such as a crib, play yard or bassinet.



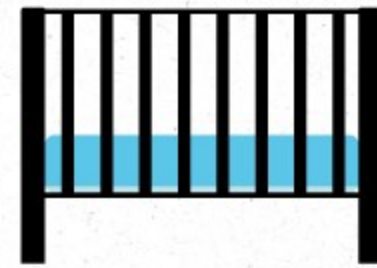
### B = BACK

Always put your baby to sleep on their back.



### C = CRIB

Crib should be free of blankets, stuffed animals, and other soft bedding.



LEARN HOW TO MAKE YOUR HOME SAFER FOR YOUR KIDS TODAY.

Download the Make Safe Happen app or visit [MakeSafeHappen.com](http://MakeSafeHappen.com) for age specific tips, room by room checklists and more.

#### SOURCES:

\* U.S. Consumer Product Safety Commission  
\*\* American Academy of Pediatricians



MAKE SAFE HAPPEN®

Nationwide, the Nationwide N and Eagle and Nationwide is on your side are service marks of Nationwide Mutual Insurance Company. © 2017 Nationwide. The Make Safe Happen app is owned by Nationwide Children's Hospital and developed by the safety experts in its Center for Injury Research and Policy. It was made possible in part by a grant from the Nationwide Foundation.